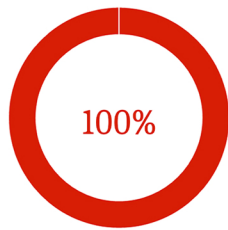


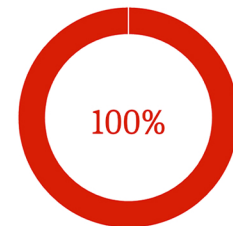
# Employment models



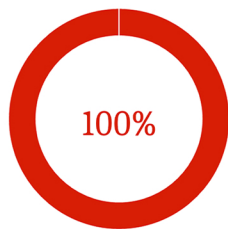
**Working time**

## Training (Basiskurs)

Applies to all three employment models



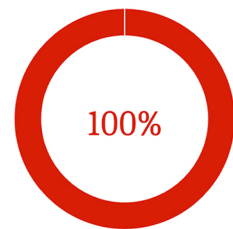
**Training allowance**



Year round  
**Working time**

### Model I Full-Time

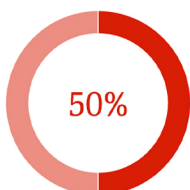
Fixed-term employment during 8 month probation period - subsequently permanent employment



Year round  
**Salary**

### Model II Study & Fly - Seasonal Part-time

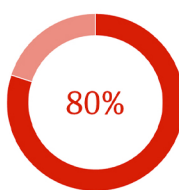
Fixed-term employment during 8 month probation period - subsequently permanent employment



Jan-Apr

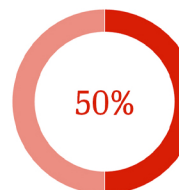


May-Oct



Nov-Dec

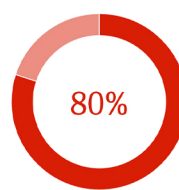
**Working time**



Jan-Apr



May-Oct



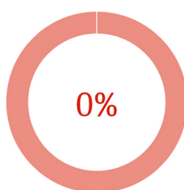
Nov-Dec

**Salary**

### Model III

### Study & Fly - Blocked Part-time

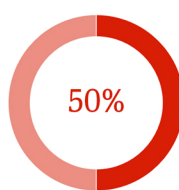
Limited to 3 years



Jan-Apr



May-Oct



Nov-Dec

**Working time**



Jan-Apr



May-Oct



Nov-Dec

**Salary**